

MURDER AT THE JUICE JOINT

INTRO FILE



Be part of the wild
era of the Roaring 20's in

MURDER AT THE JUICE JOINT

With the passing of prohibition and organized crime on the rise, The Juice Joint, a swanky speakeasy run by Rosie Marie, has been nothing but jumping. To celebrate its success, Rosie is planning a party to remember at the exclusive nightspot...and you are invited!

However, one of the names on the guest list is also on another's hit list...and no one is safe from the consequences.

With murder on the menu, you are certain to find a medley of individuals to make the night most memorable. From major mobsters and their molls to the swanky singer with her hopes at Hollywood. The cigarette girl with a temper that sizzles to the crooked police chief with nothing to lose—no one is safe from murder...but everyone will have a chance at solving it.

Will the culprit be the Mayor who is capable of murder? The blacklisted bootlegger desperate to increase their sales? Or possibly the director with a shot at making history?

With the recipe for murder, The Juice Joint will be certain to be serving up a night of mayhem to remember.

An evening of
MURDER, MAYHEM & THE MOB.

THANK YOU FOR CHOOSING MURDER AT THE JUICE JOINT

We are confident you will find this comprehensive packet to provide everything you will want and need to run your very own murder mystery party—one that will have your guests talking about it for weeks, if not longer.

This murder mystery experience is designed to be easy to run and fun to play for all the guests involved. The game is played with all of your guests having active roles in the game and each guest having objectives to complete. These objectives keep the party from being pre-scripted and allow your guests to draw their own conclusions as to the motives and the identity of the murderer. This format also allows for great mingling among your guests and ensures that all of your guests feel included. Before the night is through, each guest will have discovered that they have a motive for killing the victim and be inclined to protect their innocence as well as seek out the murderer. To add to the experience and suspense of the night, the murder happens during the party, not before, as in some other murder mystery games. The victim is also allowed to play along after they ‘die’ since they have no clue who murdered them. Murder at The Juice Joint is certain to be a hit with all of your guests.

The following pages contain a simple list of things you need to do as host in order to have the party run smoothly. Once the party is going, it is up to the guests to make the most of it—something you will be surprised at how well they do.

HOW TO HOST WITHOUT KNOWING THE MURDERER

We realize that part of the fun of throwing the party is playing along. If you choose to host WITHOUT knowing who the murderer is, simply follow these directions so that you can avoid any spoilers.

First, you will want to read this host’s guide in full. Nowhere in the Host Guide pdf will the murderer and/or victim’s identity or gender be listed. Additionally, with these in-depth instructions, it will ensure you that you are setting up the party correctly while being able to fully participate!

Second, even if you avoid places where the murderer is identified, the mystery materials will give you clues, added information, etc. so we suggest you refrain from studying or reading the mystery materials in full if desiring to play along.

There are only two places in the mystery materials that will tell you who the murderer is:

(1) In the solution. It will be separated into a different file AND flagged with a cover page to tell you not to read it. The name itself is not highlighted, rather usually listed within the text and amongst a lot of other text so there is little chance of “accidentally” seeing it when you are printing it off. If you still do not trust yourself, have someone else print it out and put it in the solution envelope.

(2) It is listed in that guest’s secrets in their “B” materials. Since we cannot tell you which character to “not read,” since that too would give it away, you will want to avoid reading the character’s “B” information but your own. Again, it is not highlighted or bolded, but if you do not trust yourself, you may want to have someone else stuff the envelopes.

ASSIGNING THE CHARACTERS

- **As host, you will need to decide upon a character for each of your guests.** The easiest way to assign the characters is to read the character descriptions and match each character with the guest that you feel suits that particular character the best.
- **Because this party is dependent on a minimum number of people showing up,** you may want to determine ahead of time which guests are attending be=ive, you can send them their character sheet.
- **You can download an invite at:** <http://www.nightofmystery.com/invitations/>
- **The killer will not know they are the murderer until they open their second envelope at the party.**
- **The victim will not know they are the victim until they get to the party.** The victim will not have a list of objectives for after the murder. Also listed in their first set of objectives is to, “fall down dead when the lights go off.”
- **The victim after “death”:** If the victim wishes to play along after the murder, they can do so without an identity. If you have an extra identity (that is, a role that is not being played), they can also assume that identity if they so choose. **If P.I. Pinkerton is not assigned, the victim will assume this role after they have “died.”*
- **Which characters can I play without and not ruin the mystery?** This information will be included in your mystery packet.
- **If you have eliminated the investigator for your party,** then the victim will play the role of P.I. Pinkerton for the second half of the party. Following the “death,” the victim will get up and the host can then explain that there will be an investigator for the second half (which will be the victim). The victim/investigator will then read the “investigation directions” to the crowd. You will have prepared the investigator’s “b envelope,” so the guest will know what to do next and how to proceed. Since the investigator’s main role is based after the murder, it is ok if the investigator is eliminated from the first half of the party and only plays the second half. Additionally, the victim does not know who killed them or why, so the victim can assume the role of the investigator for the second half. ****In the 6-8 guest version, the victim will automatically become the investigator.**
- **As host, who should I be?** This is really a personal decision for you. Since it is their party, some hosts choose to be a main role. However, some hosts choose a more secondary role so that they can more fully attend to their hosting duties. **See Hosting Timeline further in host guide to get a better indication of all that you will need to do the night of the party.*
- **P.I. Pinkerton, Bernie Booze, Gino Gin and Chief Cameron can be played by a male or female guest.**
- **Good suggestions for assigning couples include:** Information included in your mystery packet.

Host Guide

Guest Totals For the Original and New Years Eve Versions:

For the 20-80 GUEST VERSION: at least 6 males, at least 7 female, at least 2 guests to play a gender neutral role.

For the 15-20 GUEST VERSION: 6 males, 7-10 female roles, 2-4 gender neutral roles.

For the 10-15 GUEST VERSION: 3-5 males, 5-7 female roles, 2-3 gender neutral roles.

For the 8-12 GUEST VERSION: 3-4 males, 3-5 female roles, 2-3 gender neutral roles.

For the 6-8 GUEST VERSION: 3 males, 2-3 female roles, 1-2 gender neutral roles.

Rosie Marie—Juice Joint Owner. As the widow to Louie Marie, the original Juice Joint owner, Rosie not only inherited a gold mine but the power that comes with it. It is hard to say, is Rosie out to avenge her husband's death or capitalize on it?

Notorious Nick Nemetz—North Side Mob Boss. Since the rise of organized crime, Nick's operation has done nothing but prosper. With Nick having so much power, he seems to have a lot going for (and against) him.

Natalie Nemetz—Notorious Nick's Sister. Annoyed by her brother's over-protective nature, Natalie has been keeping more than secrets from Nick.

Mugsy Malone—North Side Henchman. As Nick's right-hand man, Mugsy has worked hard to gain his position in the mob organization and will stop at nothing to keep it.

Cy Ramsey—Juice Joint Bouncer and North Side Gang Member. Cy's success in Nick's operation could be considered a threat to those in the operation—and to those opposing it.

Kitty Cocktail—Cocktail Waitress. As Cy's main squeeze, Kitty will do anything to advance her boyfriend in his chosen career.

Southside Sal—South Side Mob Boss. It is no secret that Sal has been making a push to expand his territory. The real secret may be who is working with him.

Flora Nemetz-Gadora—Notorious Nick's Ex-wife. Caught cheating, Nick divorced Flora immediately a month ago. Left without anything, Flora's romantic interest has shifted from one mob boss to another.

Molly Moll—Notorious Nick's Girlfriend. One of the most popular women in town, Molly had no interest in Nick until she realized what he could do for her movie career.

Hal Hollywood—Movie Director. Hal is in town to cast for his next project—the first talking picture. Since this project will be one that will make history, Hal is taking his time in casting his lead lady, for he knows his decision will have a lasting impact.

Dina Diva—Juice Joint Singer. Dina's voice and stage presence seem to be exactly what Hal is looking for. Dina won't let anyone come between her and her dreams of starring on the big screen.

Mayor Biggs—Mayor. As the head of the city, the Mayor's power is what many seek. However, is it the Mayor who is really calling the shots or are the decisions coming from someone else?

Mabel Biggs—The Mayor's Wife. Mabel considers herself the brains behind the Mayor and she will not let him do anything that could ruin his political career.

Chief Cameron—Police Chief. As the city's main law enforcement officer, Cameron enforces the Mayor's decisions... but whose side are they really on?

Cindy Butt—Cigarette Girl. Responsible for ruining many lives, Cindy doesn't stop at spreading rumors to get her way.

Bernie Booze—Bootlegger. Bernie had one of the most successful bootlegging businesses in town before Notorious Nick had them blacklisted. Will Bernie's business end up dying for their mistake or will someone else?

Gino Gin—Bartender. As the eyes and ears of The Juice Joint, Gino may know more than they let on.

Flirty Flapper—Juice Joint Patron. It is no secret that Flirty is looking for a man with power and she will stop at nothing to get it.

Anna Marie—Rosie's Daughter. Still mourning the loss of her father, Louie Marie, Anna is ready to seek revenge at whatever cost.

P.I. Pinkerton—Private Investigator. As the private detective on the scene, P.I.'s job will be to take charge, decipher the clues, and discover the truth.

Night of
Mystery

Host Guide

Guest Totals for the LGBT-Male Version:

For the 20-80 GUEST VERSION: at least 13 males, at least 2 guests to play a gender neutral role.

For the 15-20 GUEST VERSION: 13-16 males, 2-4 gender neutral roles.

For the 10-15 GUEST VERSION: 8-12 males, 2-3 gender neutral roles.

For the 8-12 GUEST VERSION: 6-9 males, 2-3 gender neutral roles.

Robert Ramsey—Juice Joint Owner. As the former partner to Louie Marie, the original Juice Joint owner, Robert not only inherited a gold mine but the power that comes with it. It is hard to say, is Robert out to avenge his partner's death or capitalize on it?

Notorious Nick Nemetz—North Side Mob Boss. Since the rise of organized crime, Nick's operation has done nothing but prosper. With Nick having so much power, he seems to have a lot going for (and against) him.

Norbert Nemetz—Notorious Nick's Brother. Annoyed by his brother's over-protective nature, Norbert has been keeping more than secrets from Nick.

Mugsy Malone—North Side Henchman. As Nick's right-hand man, Mugsy has worked hard to gain his position in the mob organization and will stop at nothing to keep it.

Cy Ramsey—Juice Joint Bouncer and North Side Gang Member. Cy's success in Nick's operation could be considered a threat to those in the operation—and to those opposing it.

Kyle Cocktail—Cocktail Waiter. As Cy's main squeeze, Kyle will do anything to advance his boyfriend in Cy's chosen career.

Southside Sal—South Side Mob Boss. It is no secret that Sal has been making a push to expand his territory. The real secret may be who is working with him.

George Gadora—Notorious Nick's Ex-partner. Caught cheating, Nick left George immediately a month ago. Left without anything, George's romantic interest has shifted from one mob boss to another.

Mickey Moll—Notorious Nick's Beau. One of the most popular men in town, Mickey had no interest in Nick until he realized what Nick could do for Mickey's movie career.

Hal Hollywood—Movie Director. Hal is in town to cast for his next project—the first talking picture. Since this project will be one that will make history, Hal is taking his time in casting his leading role, for Hal knows his decision will have a lasting impact.

Derrick Diva—Juice Joint Female Impersonator. Derrick's voice and stage presence seem to be exactly what Hal is looking for. Derrick won't let anyone come between him and his dreams of starring on the big screen.

Mayor Biggs—Mayor. As the head of the city, the Mayor's power is what many seek. However, is it the Mayor who is really calling the shots or are the decisions coming from someone else?

Morton Bigelow—The Mayor's Campaign Manager. His partner in business and in love, Morton considers himself the brains behind the Mayor and he will not let the Mayor do anything that could ruin his political career.

Chief Cameron—Police Chief. As the city's main law enforcement officer, Cameron enforces the Mayor's decisions... but whose side are is Cameron really on?

Billy Ciggy—Cigarette Boy. Responsible for ruining many lives, Billy doesn't stop at spreading rumors to get his way.

Bernie Booze—Bootlegger. Bernie had one of the most successful bootlegging businesses in town before Notorious Nick had them blacklisted. Will Bernie's business end up dying for their mistake or will someone else?

Gino Gin—Bartender. As the eyes and ears of The Juice Joint, Gino may know more than they let on.

Fred Flirty—Juice Joint Patron. It is no secret that Fred is looking for a man with power and he will stop at nothing to get it.

Allen Marie—Louie's Son. Still mourning the loss of his father, Louie Marie, Allen is ready to seek revenge at whatever cost.

P.I. Pinkerton—Private Investigator. As the private detective on the scene, P.I.'s job will be to take charge, decipher the clues, and discover the truth.

Night of
Mystery

HOSTING TIPS

- Have masking tape and/or chalk, if you want your investigator to outline the body after “death.”
- If you have eliminated the investigator role for your party, you may want to have something prepared for them for the second half of the party to help identify that guest as the character they will later be assigned. In this case, the victim will assume the role of P.I. Pinkerton (a detective), so you might consider having a Sherlock hat, brown trench coat, badge, handcuffs, etc. for them. (Optional)

MAKING THE INVITATIONS

Before the party, each guest must receive three things: (1) the invitation, (2) The Gangster Gazette and (3) their character description.

THE PRINT OPTION:

THE INVITATION

- To make the invitations, first input your party details into the invite page.
- Print out the number of invites that you need onto 8.5” x 11” paper and fold each invite in quarters.
- Invite should fit nicely into an invitation sized envelope (4 3/8” x 5 3/4”).

THE GANGSTER GAZETTE

- This will provide information on the other guests at the party.
- There are two copies of the Gazette included in the mystery materials - you only need to send one.
- If you wish for the newspaper to be more authentic, you can photocopy or print the black and white version onto newsprint.

CHARACTER DESCRIPTION

- You need to assign each guest a character to play at the party. (See the previous sections.)

**** Print Invite, Gangster Gazette, and Character Descriptions will be found in the Mystery Materials Document.**

THE DOWNLOAD AND EMAIL OPTION:

- Following your purchase of the party, you may also access and use the downloadable character descriptions from our website.
- Each description is a pdf file containing the above information for each character.
- This option allows you to email each of your guests their character description without having to print and mail the information.
- Please remember, the pdf file option does not include a place to enter the date, time or address of the party, so you will have to inform or remind your guests of the party location details in another fashion.
 - For this, we do have downloadable, emailable invitations that can be found at: <http://www.night-ofmystery.com/invitations.php>.

**** Downloadable invites with Gangster Gazette, and Character Descriptions will be available in your account after purchase.**

PREPARING THE MATERIALS FOR THE PARTY

- It is best to view and print all of your materials from Adobe Reader, a free application. Be sure you do not use a Preview Application to print or view materials.
- For the name tag and label pages (optional), they are best printed on adhesive label paper. *Name tag and label pages are compatible with Avery labels 15163, 18163, 5163, 5263, 5523, 5663, 5963, 8163, 8253, 8463, 8663 and 8763.*
- Cut out and make name tags for the guests. You can print the name tags onto on adhesive label paper or print on regular paper and include a pin with the name tags so that the guests can secure them to their outfits. *Name tag template is compatible with Avery labels 15163, 18163, 5163, 5263, 5523, 5663, 5963, 8163, 8253, 8463, 8663 and 8763.*
- Photocopy the printout of the money onto green paper. You will need as many copies as there are guests attending. Trim the money and bundle them in packages of \$500.
—To skip this step, you can purchase fake/play money or coins rather inexpensively at a novelty or party store and use the fake/play money or coins instead of the paper money.
—It is helpful to bundle your money using a paperclip.
- Cut the “A Objectives” sheets in half on the dashed lines. **DO NOT cut the “B Objectives” sheets in half.**
- Label two envelopes with each character’s name. Label one envelope with an (A) and one with a (B) for each character. On the (B) envelope, also put “DO NOT OPEN until AFTER the murder.”
OPTIONAL: We have formatted some labels that you can adhere to your envelopes, so that you will not need to label them yourself. Please see the label pages in the Mystery Materials pdf.

In the (A) envelopes place: a name tag, safety pin(s) to adhere the name tag, a bundle of money and the half- sheet of the character’s objective sheet that has objectives for the beginning of the party.

In the (B) envelopes place: the full-sheet objective sheet for each character which has objectives for after the murder happens. **In addition, place the following:**

- If you have eliminated P.I. Pinkerton’s character, you will need to prepare P.I. Pinkerton’s “B” envelope. Also insert P.I. Pinkerton’s character description and name tag into their envelope. (You do not need to add money, as the guest will have money from the first half of the party.) After “death,” the victim will assume the role of P.I. Pinkerton and will need this information.
- In a separate envelope place the Investigation sheet. Label it as “Investigation.”
- In a separate envelope place the Evidence Presentation. Label it as “Evidence.”
- Place the solution in a sealed envelope and label it “Solution.”
- Keep the “introduction,” the “investigation envelope,” the “evidence envelope,” and the “solution envelope” in a convenient location so you can hand them out throughout the night as guests need them.
- Make enough copies of the accusation sheets for the number of guests you have coming. Cut the pages along the dashed lines.
 - Make additional copies of the Smoking Gun Award, as there may be multiple people who guess the murderer.

Host Guide

- Most likely, the length of the party will take 2-4 hours. The party length will depend on a number of factors, including how well your guests know each other, if you are serving a meal, etc.
- The party may be longer if you choose to serve dinner, although much of the mingling done during Stage 2 may be done at the dinner table as well.

STAGE ONE: THE GUESTS ARRIVE

- Have the guests' name tags, bundle of money and their (A) envelopes available for them.

STAGE TWO: INTRODUCTION

- Once everyone has arrived, hand Rosie Marie the Introduction and have her read it aloud.
- Have time for guests to mingle and complete their objectives.
 - This may require 30-60 minutes depending on how well your guests know each other.
 - If serving dinner, this may be a good time for dinner to be served.

STAGE THREE: MURDER & INVESTIGATION

- When guests start to settle down and you are sure the victim has completed all of their objectives, (more information in your mystery packet what will happen here).
- Arrange for the lights to go off and a loud noise to sound (like a cap gun).
- When the lights come back on, the victim will have fallen down “dead.”
- After the victim has “died,” hand P.I. Pinkerton masking tape or chalk, so that they can outline the position of the body on the floor or ground. **If P.I. Pinkerton is not assigned to anyone, then you can outline the body. The victim will then play the role of P.I. Pinkerton for the second half of the party. See further instructions in Host Guide.*
- Hand P.I. the “investigation envelope” and have them read the instructions aloud to the guests.
- Hand the guests their (B) envelopes which will have new information and objectives for the guests to complete now that the murder has occurred.

STAGE FOUR: EVIDENCE PRESENTATION

- When guests have settled down again, and P.I. Pinkerton finishes their investigation, hand P.I. Pinkerton the evidence envelope and have them present the evidence to the guests.
- It is best if the evidence is then laid on a table so that everyone may see it.
- Give your guests additional time to review the evidence. You may want to make multiple copies of the evidence so that it can be seen by everyone.
- Hand out the accusation sheets and ask everyone to complete them and hand them back to you during this time.

STAGE FIVE: THE SOLUTION

- After all of the accusation sheets are handed in, use the tally sheet to calculate the winners.
- Have P.I. Pinkerton read the solution aloud to the guests.
 - Award the certificates to the winners!



Gangster Gazette

The Juice Joint is Jumping!

In honor of The Juice Joint's excellent business, Rosie Marie, the owner of The Juice Joint is throwing a party to commemorate its success and to remember the previous owner, her late husband, Louie Marie. Since its establishment in 1921, The Juice Joint has become and remained the hottest nightspot in town. In appreciation of its customers, Rosie has promised a night to remember! Among the town's elite, those in attendance are sure to be:

Rosie Marie—Juice Joint Owner. As the widow to Louie Marie, the original Juice Joint owner, Rosie not only inherited a gold mine but the power that comes with it. It is hard to say, is Rosie out to avenge her husband's death or capitalize on it?

Notorious Nick Nemetz—North Side Mob Boss. Since the rise of organized crime, Nick's operation has done nothing but prosper. With Nick having so much power, he seems to have a lot going for (and against) him.

Natalie Nemetz—Notorious Nick's Sister. Annoyed by her brother's over-protective nature, Natalie has kept more than secrets from Nick.

Mugsy Malone—North Side Henchman. As Nick's right-hand man, Mugsy has worked hard to gain his position in the operation and will stop at nothing to keep it.

Cy Ramsey—Juice Joint Bouncer and North Side Gang Member. Cy's success in Nick's operation could be considered a threat to those in the operation....and to those opposing it.

Kitty Cocktail—Cocktail Waitress. As Cy's main squeeze, Kitty will do anything to help advance her boyfriend in his chosen career.

Southside Sal—South Side Mob Boss. It is no secret that Sal has been making a push to expand his territory. The real secret may be who is working with him.

Flora Nemetz-Gadora—Notorious Nick's Ex-wife. Caught cheating, Nick divorced Flora immediately a month ago. Left without anything, Flora's romantic interest has shifted from one mob boss to another.

Hal Hollywood—Movie Director. Hal is in town to cast for his next project—the first talking picture. Since this project will be one that makes history, Hal is taking his time in casting his lead lady, for he knows his decision will have a lasting impact.

Molly Moll—Notorious Nick's Girlfriend. One of the most popular women in town, Molly had no interest in Nick until she realized what he could do for her movie career.

Dina Diva—Juice Joint Singer. Dina's voice and stage presence seem to be exactly what Hal is looking for. Dina won't let anyone come between her and her dreams of starring on the big screen.

Mayor Biggs—Mayor. As the head of the city, the Mayor's power is what many seek. However, is it the Mayor who is really calling the shots or are the decisions coming from someone else?

Mabel Biggs—Mayor's Wife. Mabel considers herself the brains behind the Mayor and she will not let him do anything that could ruin his political career.

Chief Cameron—Police Chief. As the city's main law enforcement officer, Cameron enforces the Mayor's decisions...but whose side are they really on?

Cindy Butt—Cigarette Girl. Responsible for ruining many lives, Cindy doesn't stop at spreading rumors to get her way.

Bernie Booze—Bootlegger. Bernie had one of the most successful bootlegging businesses in town before Notorious Nick had them blacklisted. Will Bernie's business end up dying for their mistake or will someone else?

Gino Gin—Bartender. As the eyes & ears of The Juice Joint, Gino may know more than they let on.

Flirty Flapper—Juice Joint Patron. It is no secret that Flirty desires a man with power and she will stop at nothing to get it.

Anna Marie—Rosie's daughter. Still mourning the loss of her father, Louie Marie, Anna is ready to seek revenge at whatever cost.

P.I. Pinkerton—Investigator. As the private detective on the scene, P.I.'s job will be to take charge and decipher the clues and reveal the truth.

Missing Person Found Dead

Three weeks after the disappearance of Louie Marie, Mr. Marie's body was found floating in the river. "Due to the bullets lodged in Mr. Marie's skull, foul play has been suspected," Chief Cameron stated. At this time no one has been apprehended for the murder of Louie Marie and according to the police, there is very little evidence to prove who committed the crime.

Louie was the original owner of The Juice Joint, a family-owned establishment. Louie leaves behind his wife, Rosie, daughter, Anna, and nephew, Cy Ramsey. The Juice Joint will remain open and the ownership has been transferred to his wife Rosie Marie. "It's what Louie would have wanted," said Rosie.

New Governor Needed

With the statewide death toll the highest in recorded history and organized crime on the rise, the Governor has announced he will not be running for re-election. "It is difficult to speculate who will step up to take on the leadership of the state. What is for certain is that the next set of candidates will have to have a history of being tough on organized crime if they hope to win the election," stated political analyst, Bill Bosworth.

Casting Call

Attention those who want to be a part of Hollywood history!

If you are a talented woman with a great voice, here is your chance at stardom, please see

Hal Hollywood at:
The Grande Hotel
Thursday 1-3 p.m.

MURDER AT THE *Juice Joint*

*Sample Character Description
Taken From Another Mystery*

Elizabeth the Elaborate

You are a vassal woman on the manor of Fernwood. Being a vassal, you were granted land by the lord and you have serfs and peasants work the land for you. In payment for the land granted to you, you give a percentage of your earnings to the king in taxes and provide security to the lord if the manor is ever in danger from invaders. You have raised your daughter, Maid Victoria, by yourself ever since your husband died in battle over ten years ago.

Until recently, you enjoy being part of the manor of Fernwood. Over the past year, the sheriff has started demanding higher taxes for the king. Previously, the sheriff had been collecting taxes at the rate of 10%, but now insists the king has raised the tax rate to 15%. You intend to talk to the king about the tax increase when he arrives on the manor. You suspect that King Kyle and Queen Genevieve will be visiting Fernwood for the jousting tournament which is being thrown in celebration of the noble marriage between Lord Taylor's son, Baron Bartholomew and Lady Diana of Dunnsberry.

Among other things, you hope to talk to Lord Taylor about your daughter's future. You have heard that he has intentions of arranging a marriage between your daughter, Maid Victoria, and Sir Rufus. Sir Rufus is a knight that is relatively new to the manor, but you do not trust what you hear and know of him. The less fortunate peasants have said that he is terrorizing them when they cannot pay the higher taxes that the sheriff is now collecting. What a horrible man!

You do not want to dishonor your lord by questioning his rule, but you do not want your daughter to have to marry a man who terrorizes peasants in the name of the king. You are apprehensive because speaking out against Sir Rufus may jeopardize your own safety. You will have to quickly find another reason to tell Lord Taylor that you do not wish Victoria to be married to Sir Rufus, the tournament and celebration is almost here!

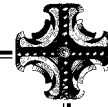
Acting and Dressing Your Part: You are a vassal woman who speaks her mind to others. You are not a noble, but you are one of the more wealthier families in the manor. You have nicer clothes (brightly colored dresses made of expensive fabrics like silk and velvet) and some jewels.

MURDER AT THE
Juice Joint

*Sample Objectives Sheet For Beginning of Party
Taken From Another Mystery*



A Knight of Murder



Elizabeth the Elaborate

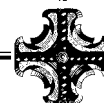


Objectives At The Start Of The Party:

These are things that are in your best interest to do before the evening goes much further. Be aware of what others around you are doing as well!

- Let Lord Taylor know that you are not happy with the arranged marriage between your daughter, Maid Victoria and Sir Rufus.
- Tell your daughter, Maid Victoria, that you will see to it that she is not made to marry out of love.
- If Sherilyn, the sheriff's wife, is here, ask her if she knows of the dastardly deeds that her husband and Sir Rufus are doing (terrorizing the peasants).
- If King Kyle is here, ask him why he decided to raise taxes.

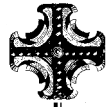
©2005 www.nightofmystery.com, all rights reserved.



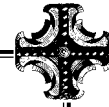
Night of
Mystery

MURDER AT THE
Juice Joint

*Sample Objectives Sheet For After The Murder
Taken From Another Mystery*



A Knight of Murder



Elizabeth the Elaborate



Things You Know:

**This is information not known to many—and possibly only YOU.
Use it wisely in your scheming and bribery or hide it to help
maintain your innocence.**

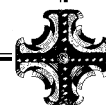
- Lord Taylor declared that your daughter, Maid Victoria, is to marry Sir Rufus.
- Sir Rufus was helping the sheriff terrorize the peasants and vassals who have had trouble paying the higher taxes.

Objectives After The Murder:

**These are things that are in your best interest to do to help solve the
murder. Be aware of what others around you are doing as well!**

- Tell your daughter, Maid Victoria, that everything is going according to your plan.
- Ask your Lord Taylor if you may choose a suitor for your daughter.
- Tell the sheriff that you are going to tell King Kyle & Lady Genevieve his dirty secret (about extorting money from the peasants) unless he can “convince” you not to reveal his scheme.

©2005 www.nightofmystery.com, all rights reserved.



Night of
Mystery

MURDER AT THE
Juice Joint

*Sample Piece of Evidence
Taken From Another Mystery*

EXHIBIT A

Description: **The murder weapon-- a dagger in the heart**

Notes: **Found to be the cause of death.**



ALL THE EXTRAS

Included with the Extras PDF are ideas and designs to help you decorate your Juice Joint with fun and authentic materials that are easy to make. *Included are:* Designed Menu, Mobster posters, "how to" make your own brick wall, antique liquor labels, line-up sign board, and more!



MORE PARTY PLANNING RESOURCES

Night of Mystery does our best to provide you with everything you need to create a unique and creative mystery party - including giving you plenty of party planning resources and ideas for each mystery theme we offer! **Check out any/all of the resources below!!!** ***These resources are formatted for an in-person murder mystery party and may or may not be compatible with a virtual party.*

MurderAtTheJuiceJoint.com

Simply type in murderatthejuicejoint.com and it will take you to the “Party Tips” section of Night of Mystery dedicated to giving you the best ideas for decoration, costumes, hosting tips, etc. for THIS MYSTERY!!! Be sure to explore the “Hosting Tips” section of this was well!

“All The Extras” supplement

Check out the supplement that is filled with designs, posters, ideas, etc.

Our Pinterest page

Get ideas and how-tos on theme-centric decorations, food, etc. Be sure to “Follow Us” to get the latest and greatest pins that we add to the boards!

<http://www.pinterest.com/nightofmystery/murder-at-the-juice-joint/>

Flickr albums

Check out pictures from other host and hostesses from your mystery theme! See how much fun others had throwing this theme and get ideas for your own mystery party. Find the Murder at The Juice Joint gallery at: www.nightofmystery.com/photos-MJJ/

Visit us on Facebook!

<https://www.facebook.com/nightofmystery/>

Follow us on Instagram - See loads of party pics!

<https://www.instagram.com/nightofmystery/>

Get a coupon and a chance to win a FREE Party!

Once your party is thrown, please let us know how your party went by emailing the details and pictures to nompartyofthemonth@gmail.com! We will email you a \$5 coupon for submitting your comments and/or pictures about your party. In addition to the coupon, party pictures and comments may be highlighted on social media and/or the blog. Each month we will select one posting to be featured in our “Party of the Month” blog and that customer will receive a \$65 gift certificate towards the purchase of a future party!