

[VIRTUAL INTRO FILE]

A clueless MURDER

IT WILL BE AN EVENING FILLED WITH MURDER AND
MYSTERY AS YOU MOURN THE LATE MR. BODDY.

A known millionaire, Mr. Boddy is a man of great wealth, of which you hope to gain an inheritance from — but only if you are brave enough to attend the reading of his will. Even though foul play was indicated in his death, the culprit has yet to be brought to justice... and the killer is likely to strike again!

Was it Mrs. White in the conservatory with the revolver?
Colonel Mustard in the kitchen with the cleaver?
Or perhaps Professor Plum in the parlor with the poison?

As one of the deceased's confidants or family members, it is your help that is needed to piece together his mystifying death, while avoiding being the victim of yet another murder at the will reading.

USE CAUTION IN CONSIDERING YOUR INVOLVEMENT IN THIS
GATHERING, FOR AS LIKELY AS IT IS THAT YOU WILL WALK
AWAY WITH A GREAT DEAL OF INHERITANCE, YOU ARE JUST AS
LIKELY TO NOT WALK OUT AT ALL!



Thank you for choosing A Clueless Murder

We are confident that you will find this comprehensive packet to provide everything that you will want and need to run your very own murder mystery party—one that will have your guests talking about it for weeks, if not longer.

This murder mystery experience is designed to be easy to run and fun to play for all the guests involved. The game is played with all of your guests having active roles in the game and each guest having objectives to complete. These objectives keep the party from being pre-scripted and allow your guests to draw their own conclusions as to the motives and the identity of the murderer. This format also allows for great mingling amongst your guests and insures that all of your guests feel included. Before the night is through, each guest will have discovered that they have a motive for killing the victim and be inclined to protect their innocence as well as seek out the murderer. To add to the experience and suspense of the night, the murder happens during the party, not before, as in some other murder mystery games. The victim is also allowed to play along after they 'die,' since they will not know who murdered them. A Clueless Murder is certain to be a hit with all of your guests.

The following pages contain a simple list of things you need to do as host in order to have the party run smoothly. Once the party is going, it is up to the guests to make the most of it—something you will be surprised at how well they do.

SPECIAL NOTE: *A Clueless Murder* is a mystery adapted from another Night of Mystery party -- *Murder of a Millionaire*. If you have played *Murder of a Millionaire*, or want to in the future, we would not suggest this as a party choice for you. All of the elements of the mystery are the same, the theme is the only thing that varies. Any questions or concerns, please email info@nightofmystery.com.

How To Host Without Knowing the Murderer

We realize that part of the fun of throwing the party is playing along. If you choose to host WITHOUT knowing who the murderer is, simply follow these directions so that you can avoid any spoilers.


First, you will want to read this host's guide in full. Nowhere in the Host Guide pdf will the murderer and/or victim's identity or gender be listed. Additionally, with these in-depth instructions, it will ensure you that you are setting up the party correctly while being able to fully participate!

Second, even if you avoid places where the murderer is identified, the mystery materials will give you clues, added information, etc. so we suggest you refrain from reading the mystery materials if desiring to play along.

There are only two places in the mystery materials that will tell you who the murderer is:

(1) In the solution. It will be separated into a different file AND flagged with a cover page to tell you not to read it.

(2) It is listed in that guest's secrets in their "B" materials. Since we cannot tell you which character to "not read," since that too would give it away, you will want to avoid reading the character's "B" information but your own.





Assigning The Characters

- **You, as host, will need to decide upon a character for each of your guests.** The easiest way to assign the characters is to read the character descriptions and match each character with the guest that you feel suits that particular character the best.
- **Because this party is dependent on a minimum number of people showing up,** it is important to get an accurate guest count before ordering and/or assigning characters.
 - It is recommended that you send out the general invite with an RSVP date of two weeks before the party. After your guests RSVP positive, you can send them their character sheet.
- **You can download an invite at:** <http://www.nightofmystery.com/invitations.php>
- **The killer will not know they are the murderer until they open their second envelope at the party.**
- **The victim will not know they are the victim until they get to the party.** The victim will not have a list of objectives for after the murder. Also listed in their first set of objectives is to, “fall down dead when the lights go off.”
- **The victim after “death”:** After the murder, the victim will play along with another identity that will be included in their character packet. If you have an extra identity (that is, a role that is not being played), they can also assume that identity if they so choose. **If the investigator role is not assigned, the victim will assume this role after they have “died.”*
- **Which characters can I play without and not ruin the mystery? If you are short of 20 guests, the game can be played without the following characters:** This information is included with party purchase.
- **If you have eliminated the investigator for your party,** then the victim will play the role of Officer Indigo for the second half of the party. Following the “death,” the victim will get up and the host can then explain that there will be an investigator for the second half (which will be the victim). The victim/investigator will then read the “investigation directions” to the crowd. You will have prepared the investigator’s “b envelope,” so the guest will know what to do next and how to proceed. Since the investigator’s main role is based after the murder, it is ok if the investigator is eliminated from the first half of the party and only plays the second half. Additionally, the victim does not know who killed them or why, so the victim can assume the role of the investigator for the second half.
- **As host, who should I be?** This is really a personal decision for you. Since it is their party, some hosts choose to be a main role. However, some hosts choose a more secondary role so that they can more fully attend to their hosting duties. **See Hosting Timeline further in host guide to get a better indication of all that you will need to do the night of the party.*

- **Ideas for assigning couples:** Information included with mystery purchase.



Host Guide



With 20-80 guests: at least 6 male characters, 8 female characters, 6 gender neutral.

With 15-20 guests: 6 male, 7-8 female, 2-6 gender-neutral.

With 10-15 guests: 4-5 male, 5-6 female, 1-4 gender-neutral.

With 8-12 guests: 3 male, 4-5 female, 1-4 gender-neutral.

With 6-8 guests: 3 male, 3 female, 0-2 gender-neutral.

*** Not all characters will be included with smaller versions of the party.

Miss Scarlet – Mr. Boddy's Ex-wife. As fiery and feisty as her name suggests, this man-izing ex-wife and business partner of the late Mr. Boddy has had her flings over the years, but can anyone ever really replace her first true love? *Female.*

Mrs. Peacock – Mr. Boddy's Widow. As Mr. Boddy's current wife and mother of his three children, Mrs. Peacock has proven more than once you can't cage a free bird. *Female.*

Lady Lavender – Mr. Boddy's Eldest Daughter. Lady Lavender was daddy's little girl, but as she got older, the "Lady" didn't always do as daddy would have liked. *Female.*

Mrs. White – Mr. Boddy's Daughter. The oldest of the twins, Mrs. White tried to gain daddy's attention and affection by marrying the perfect male heir – Mr. White! *Female.*

Mr. White – Mr. Boddy's Son-In-Law. Upon marriage, Mr. White was accepted into the family business and he has been moving up the ranks quickly ever since. Could he have wanted more from Mr. Boddy than the union to his daughter? *Male.*

Ms. Teal – Mr. Boddy's Daughter. The youngest of Mr. Boddy's twin daughters, tenacious older teen has been stirring up family trouble since birth. *Female.*

Madame Rose – Mr. Boddy's Sister. Madame Rose has been living off of Mr. Boddy's wealth for years. Can the Madame afford her lifestyle now that Mr. Boddy is gone? Or will it only improve... *Female.*

Pierre Pink – Mr. Boddy's Nephew. Pierre Pink is expecting to inherit millions—is he as misguided as his mother? *Male.*

Dr. Orchid – Family Psychologist. The secrets Dr. Orchid knows are on the most personal and intimate level... feelings that some may kill for!

Chef Tangerine – Cook. With hints of fruitiness, this chef knows not only what is brewing in the kitchen, but also the rest of the manor. *Male or female.*

Yvette – Maid. Her service over the years is something that she feels **MUST** be rewarded. *Female.*

Mr. Black – Butler. As Mr. Boddy's long term, devoted personal servant for over twenty years, there is little that he does not know about Mr. Boddy, or his dying wishes. *Male.*

Monsieur Gray – Chauffeur. Born and raised at Mystery Manor, Monsieur Gray's parents were the maid and butler for the Boddy family. Moody and unassuming, Monsieur Gray isn't expecting much from Mr. Boddy, for that is what he felt he got through all the years. *Male.*

Ron Burgundy – Pool Boy. A more recent employee acquired by Mrs. Peacock (Mr. Boddy's wife). Ron was hired to keep the pool, amongst others, in tip-top shape. *Male.*

Professor Plum – Mr. Boddy's Lawyer. This dignified and subdued counselor was kept busy with all of Mr. Boddy's legal issues, including revisions to his will, even on his dying day. *Male or female.*


Colonel Mustard – Mr. Boddy's Closest Friend. Appearing out of nowhere, Mr. Boddy's long lost friend has come to honor his confidant's memory, while others question the colonel's hidden agenda. *Male.*

Officer Indigo – Detective. Officer Indigo has some hot leads on who the murderer may be... and they all lead to this gathering. *Male or female.*

Miss Peach – Mr. Boddy's Personal Assistant. Miss Peach works hard to be as innocent as her name suggests, but the real question is, how personal was their relationship? *Female.*

Reverend Green – Mr. Boddy's Accountant. A retired person of the cloth, this minister found their true calling in the fields of green – money, that it. Could how the reverend handled the books over the years determine the wealth that is left?
Male or female.

Sam Silver – Art Buyer. Mr. Boddy's go-to associate with knowledge of the art world, this confidant has just as much flare as their name suggests. However, did Mr. Boddy depend on Sam Silver for more than their artistic advice? *Male or female.*





Stage 1: The Guests Arrive

- Everyone “arrives” in the virtual chat room.
- Host gives general guidance on how to upload virtual background, use chat, etc.

Stage 2: Introduction

- Once everyone has arrived, instruct Professor Plum to turn to the next page in their dossier and read the Introduction aloud.
- Following introduction, guests will turn to their next page in their dossiers and complete their objectives within the virtual conference room or private chat.

Stage 3: Will Reading, Murder & Investigation


- When guests start to settle down and you are sure the victim has completed all of their objectives, gather everyone together for the reading of the will.
- Let Professor Plum know they can turn the next page and read the will.
- Just after Professor Plum finishes reading the will, arrange for a loud (bang!) noise to sound.
- The victim will fall down dead and Officer Indigo will instruct everyone to remain calm. **If the Officer character has been eliminated, as host, you can do this.*
- *Victim will take on another role that is already included in their dossier. If Officer Indigo has been eliminated, the victim will now assume the role of Officer Indigo.*
- Have Officer Indigo turn the page in their dossier and read the Investigation Instructions to everyone.
- Guests will continue to sleuth with new information.

Stage 4: Evidence Presentation

- When guests have settled down again, and Officer Indigo finishes their investigation, instruct Officer Indigo that they may now turn their next page and present the evidence.
- At the same time, you will share the evidence PDF with the whole group via the chat function (you will simply attach the evidence pdf).
- After everyone has had time to go over the evidence, the guests will fill out their accusation forms. If some of your guests have not printed out their materials, have them write their accusations on a piece of paper. ***If you are also voting on best dressed, you might want to have everyone stand up and show off their outfit before casting votes.*
- Once everyone has written down their guesses, have everyone share who they are accusing and why, BEFORE the solution is read.

Stage 5: The Solution & Awards

- Message Officer Indigo and attach the solution1 pdf (via private chat) and have Officer Indigo read it aloud to the guests.
- Message Professor Plum and attach the solution 2 pdf (via private chat) and have Professor Plum read it aloud to the guests.
- Present awards.





Virtual Host Duties

Invite your guests and get an accurate guest count!

- You can use the downloadable invite provided by Night of Mystery.
- Order your materials from Night of Mystery!

Create a virtual meeting on a video conferencing site, such as Zoom.

Email your guests their part information:

- Their character packet PDF
- The information to be able to join your virtual meeting -- a link or a login and password.

Have your guests print out their character packet, preferably ahead of time.

- They will want to staple it together, then review the first four pages of their document, making sure not to read the rest of the packet. *There are clear instructions and dividers showing where to stop reading.*
- This dossier will have background information on the party scenario, their character and more!
- If your guests are unable to print out their character packet, they can also access the pdf on a device during the party.
- However, in this case, they will need two devices (one to access the pdf and one to access the party via the video conferencing site) at the time of the party.

At party time, you (the host) will want to have access to these files on your computer:

- Virtual Backgrounds to share with your guest
- Evidence PDF
- Solution1 PDF
- Solution2 PDF
- Each Award PDF
- If Officer Indigo has not yet been assigned, you will want to have that pdf ready to send the victim, after their "death."
- These files are all included with your downloads, but you will share them with members of your group the night of the party via your room.

The night of the party, your guests will need:

- Ability to access your video conferencing room via a device (phone, computer, tablet, etc.).
- Their character packet
- *Ideally, this is already printed out, but could also be as a pdf on a device other than the device they are using to log into the party.*
- A pen or pencil, to write their final accusations and to take notes (if desired).

The host will also need:

- A copy of the host timeline and Zoom Room Directions (for reference) and the tally sheet to keep track of who guessed the correct murderer and the winners for best actor/actress (optional).






Host Timeline

A synopsis of what to do and when

- Guests arrive.
- Have Professor Plum turn the next page in their character dossier and read the Introduction aloud to the guests.
- Guests mingle and complete objectives.
- Victim discreetly informs you that they are done with their objectives.
- Message Professor Plum and let them know that they can read the will (the next page in their dossier) to the crowd, when they are ready.
- Arrange for a loud bang to sound just after will is read.
- Victim falls down “dead.” Chaos ensues.
- *If Officer Indigo is not here, you will message the victim Officer Indigo’s character PDF, and have the victim assume the role of Officer Indigo at this point.*
- Have Officer Indigo turn the page and read the investigation instructions to the guests.
- * Guests investigate one another using information in their character dossiers.
- Officer Indigo will inform you that they have completed their investigation via private chat.
- Have Officer Indigo turn the page in their dossier, and read the Evidence Presentation to everyone. As host, you will attach the evidence PDF file in the chat function for everyone to be able to see and read along.
- After everyone has had time to review the evidence, the guests will fill out their accusation forms. If some of your guests have not printed out their materials, have them write their accusations on a piece of paper. *** If you are also voting on best dressed, you might want to have everyone stand up and show off their outfit before casting votes.*
- Once everyone has written down their guesses, have everyone share who they are accusing and why, BEFORE the solution is read.
- While guests are reading their accusations, use tally sheet to tally the results.
- Message Officer Indigo the solution #1 (via private chat) and have them read it aloud to the guests.
- After Officer Indigo finishes, message Professor Plum the solution #2 (via private chat) and have them read it aloud to the guests.
- Present awards.



In Loving Memory

MR. BODDY

Arrogant Millionaire • Questionable Father • (Un) Loving Husband • Unappreciative Employer



It is with longing and regret that we say goodbye to one of the most successful businessmen and prominent millionaires, Mr. Boddy. The passing of Mr. Boddy is due to an unfortunate event, Mr. Boddy was slain at his own estate.

At the young age of twenty, Mr. Boddy lost his uncle AND Mr. Boddy inherited his millions. Mr. Boddy then grew his money exponentially over the years by making a name for himself in the business world of art collecting and distributing. Over the years, his gallery has grown to house one of the finest art collections in the world.

As far as the case of his death, "Mr. Boddy was willfully slain by someone he had no reason to fear and he had perfect confidence in," said Officer Indigo, the crime scene investigator. The evidence in this case is very inconclusive and suggests various motives for who the killer may be. Authorities say that this is a case in which the true evidence cannot possibly be deciphered and the killer revealed by any other than the victim's closest friends and relatives.

In respect for the timeless Mystery Manor and Mr. Boddy's memory, Mr. Boddy's lawyer, Professor Plum, has asked that the investigation be postponed until family and friends have had a chance to gather and to pay tribute to Mr. Boddy at Mystery Manor. This gathering will take place at the will reading of the late millionaire. **Among those who survived Mr. Boddy are:**

Miss Scarlet – Mr. Boddy's Ex-wife. As fiery and feisty as her name suggests, Mr. Boddy's man-izing ex-wife and business partner has had her flings over the years, but can anyone ever really replace her first true love?

Mrs. Peacock – Mr. Boddy's Widow. As Mr. Boddy's current wife and mother of his three children, Mrs. Peacock has proven more than once you can't cage a free bird.

Lady Lavender – Mr. Boddy's Eldest Daughter. Lady Lavender was daddy's little girl, but as she got older, the "Lady" didn't always do as daddy would have liked.

Mrs. White – Mr. Boddy's Daughter. The oldest of the twins, Mrs. White tried to gain daddy's attention and affection by marrying the perfect male heir – Mr. White!

Mr. White – Mr. Boddy's Son-In-Law. Upon marriage, Mr. White was accepted into the family business and he has been moving up the ranks quickly ever since. Could he have wanted more from Mr. Boddy than the union to his daughter?

Ms. Teal – Mr. Boddy's Daughter. The youngest of Mr. Boddy's twin daughters, tenacious older teen has been stirring up family trouble since birth.

Madame Rose – Mr. Boddy's Sister. Madame Rose has been living off of Mr. Boddy's wealth for years. Can the Madame afford her lifestyle now that Mr. Boddy is gone? Or will it only improve...

Pierre Pink – Mr. Boddy's Nephew. Pierre Pink is expecting to inherit millions—is he as misguided as his mother?

Dr. Orchid – Family Psychologist. The secrets Dr. Orchid knows are on the most personal and intimate level... feelings that some may kill for!

Chef Tangerine – Cook. With hints of fruitiness, this chef knows not only what is brewing in the kitchen, but also the rest of the manor.

Yvette – Maid. Her service over the years is something that she feels **MUST** be rewarded.

Mr. Black – Butler. As Mr. Boddy's long term, devoted personal servant for over twenty years, there is little that he does not know about Mr. Boddy, or his dying wishes.

Monsieur Gray – Chauffeur. Born and raised at Mystery Manor, Monsieur Gray's parents were the maid and butler for the Boddy family. Moody and unassuming, Monsieur Gray isn't expecting much from Mr. Boddy, for that is what he felt he got through all the years.

Ron Burgundy – Pool Boy. A more recent employee acquired by Mrs. Peacock (Mr. Boddy's wife). Ron was hired to keep the pool, amongst others, in tip-top shape.

Professor Plum – Mr. Boddy's Lawyer. This dignified and subdued counselor was kept busy with all of Mr. Boddy's legal issues, including revisions to his will, even on his dying day.

Colonel Mustard – Mr. Boddy's Closest Friend. Appearing out of nowhere, Mr. Boddy's long lost friend has come to honor his confidant's memory, while others question the colonel's hidden agenda.

Officer Indigo – Detective. Officer Indigo has some hot leads on who the murderer may be... and they all lead to this gathering.

Miss Peach – Mr. Boddy's Personal Assistant. Miss Peach works hard to be as innocent as her name suggests, but the real question is, how personal was their relationship?

Reverend Green – Mr. Boddy's Accountant. A retired person of the cloth, this minister found their true calling in the fields of green – money, that it. Could how the reverend handled the books over the years determine the wealth that is left?

Sam Silver – Art Buyer. Mr. Boddy's go-to associate with knowledge of the art world, this confidant has just as much flare as their name suggests. However, did Mr. Boddy depend on Sam Silver for more than their artistic advice?



Sample Character Description (taken from another mystery)

Banker Bob


As the bank owner in the town of Deadwood, you do business with many of the people in the town and also some of the participants of the Deadwood Poker Tournament. One of your foremost clients is Harry High-Stakes (the Deadwood Saloon owner). In order to get the saloon established and operating in it's first year, you have loaned Harry a substantial amount of money. Although the saloon appears to be doing very well, you are uncertain why Harry is continually delinquent and sometimes misses his payments on his loan. Just last month, Harry was late again on his payment and you warned him that you will have to put his saloon into foreclosure if he cannot repay the money he owes on the loan by next month. You suspect that Harry is throwing the Deadwood Poker Tournament in order to get enough money so that he can repay his debt. This will be an important week to see if you will gain your money back from Harry's loan or if you will gain control over the saloon.

Because Harry is such a difficult and delinquent client, you hope that you will gain control over the saloon. If the saloon becomes the bank's property, you speculate that you may have a very wealthy buyer in Montgomery Money, an investor from the East. Because of Montgomery's reputation, you are certain that you will make a healthy profit off of selling the saloon to Montgomery and he will be consistent and reliable when making his loan payments.

In addition to all the excitement of the tournament, your bank was held up at gun point. Banker Bonnie (your wife) was watching the bank over the noon hour while you were meeting with Harry about his payments. Because of the high ante for the poker tournament, you are convinced that the robber must have been a gambler who was trying to accumulate enough money to pay for the entry fee. Since you view Sheriff Sam (the sheriff) as a very lazy individual, you plan on taking matters into your own hands when it comes to finding the culprit of the bank robbery and bringing them to justice! In addition, you do not believe that Sheriff Sam is a moral character as well. Just this past week, you saw Sheriff Sam taking money from Harry High-Stakes. While you do not know the details of the transaction, the secretive nature in which the money was exchanged suggests that it was not for an honest reason.

As the Deadwood Poker Tournament Party quickly approaches, you are looking forward to attending for a few reasons. First, the party will be a perfect place for you to talk business with Montgomery Money about his intentions on investing in the saloon if your bank gains control of it. Second, you plan to figure out which one of the poker players may have robbed your bank and you plan to bring them to justice! And lastly, by the end of the night, you will know whether Harry will have enough money to pay off his debt to you or if the saloon will be yours!

Acting and Dressing Your Part: As the bank owner of Deadwood, you are a businessman first. Your bank and your money come before everything, including your wife Bonnie. Since you will be using the party to for business matters, you will want to dress dignified for the night. Consistent with the times, you may consider a button down shirt, vest, ascot and hat (bowler, derby, slouch, gambler or other). Popular of the time period, you may also consider adding in facial hair. *For more ideas on how to dress and a glossary of wild western words and phrases to use at the party, please see www.nightofmystery.com and murderatthedeadwoodsaloon.com*





Sample Objectives Sheet For Beginning of Party (taken from another mystery)

MURDER AT THE DEADWOOD SALOON


Banker Bob

Objectives At The Start Of The Party

These are things that are in your best interest to do before the evening goes much further. Be aware of what others around you are doing as well!

- Tell Harry High-Stakes (the saloon owner) that you need the money he owes to the bank by tomorrow or the bank will have to retake the saloon.
- If asked, insist that you may have to foreclose on the saloon if Harry High-Stakes doesn't make enough money by hosting the tournament.
- Tell XXXXX that you may have a business proposition for him depending on how the evening turns out.
- Ask Sheriff Sam (the sheriff) if he has any leads on who robbed your bank earlier this week.
- Question some of the gamblers to see what they were doing during the noon hour earlier this week when the bank was robbed.
- Ask XXXXXX why they are in town this week.
- When asked about your wife's actions, insist she can do as she pleases! (But be secretly concerned.)
- If Banker Bonnie questions your relationship, insist that you are only trying to provide a better life for her.
- If anyone approaches you with information about your bank robbery, question their sources and motives.

©2019 Night of Mystery Inc. - www.nightofmystery.com



Sample Objectives Sheet For After The Murder (taken from another mystery)

MURDER AT THE DEADWOOD SALOON

Banker Bob

Things You Know:

**This is information not known to many—and possibly only YOU.
Use it wisely in your scheming and bribery or hide it to help
maintain your innocence.**

- You are about to foreclose on the Deadwood Saloon if Harry High-Stakes (the saloon owner) cannot repay his debt to you.
- Earlier this week, you saw XXXX handing XXXX money. For what reason, you are not sure.
- Earlier tonight, you witnessed Banker Bonnie (your wife), talking to XXXXXX.

Objectives After The Murder:

These are things that are in your best interest to do to help solve the murder. Be aware of what others around you are doing as well!

- Find the murderer while maintaining your innocence.
- Ask XXXX how much money the killer is paying him to keep his mouth shut. (XXX is known to take bribes.)
- Accuse XXXXX of bribing XXXXX so he will not be found guilty of murder. If XXXX denies it, find out the real reason he is bribing the XXXXX.
- If asked, admit the saloon will go to XXXX if XXXX is found guilty of murder and put in jail.
- If anyone has information on XXXXX, find out what they know. You may have to pay them to get their information.
- Defend XXX publicly, but question her privately on her ties to XXXX.
- If Banker Bonnie threatens to leave you, question where she will get the funds to live.





Sample Evidence (taken from another mystery)

EXHIBIT A


Description: *The murder weapon-- a dagger in the heart*

Notes: *Found to be the cause of death.*





Included in the mystery are ideas and designs to help you decorate with fun and authentic materials that are easy to make.



Included are: evidence markers, suspect board, signs, name plates, customizable menu, how to make blood-rimmed glasses and more!





More Party Planning Resources

Night of Mystery does our best to provide you with everything you need to create a unique and creative mystery party - including giving you plenty of party planning resources and ideas for each mystery theme we offer! **Check out any/all of the resources below!!!**

ACluelessMurder.com

Simply type in acluelessmurder.com and it will take you to the "Party Tips" section of Night of Mystery dedicated to giving you the best ideas for decoration, costumes, hosting tips, etc. for THIS MYSTERY!!! Be sure to explore the "Hosting Tips" section of this was well!

"All The Extras" supplement

Check out the supplement that is filled with designs, posters, ideas, etc.

Our Pinterest page

Get ideas and how-tos on theme-centric decorations, food, etc. Be sure to "Follow Us" to get the latest and greatest pins that we add to the boards!

<http://www.pinterest.com/nightofmystery/a-clueless-murder/>

Flickr Albums

Check out pictures from other host and hostesses from your mystery theme! See how much fun others had throwing this theme and get ideas for your own mystery party. Find A Clueless Murder gallery at: www.nightofmystery.com/photos-ACM/

Visit Us On Facebook


<https://www.facebook.com/nightofmystery/>

Follow us on Instagram - See LOADS of party pics!

<https://www.instagram.com/nightofmystery/>

Get a coupon and a chance to win a FREE Party!

Once your party is thrown, please let us know how your party went by emailing the details and pictures to nompartyofthemonth@gmail.com! We will email you a \$5 coupon for submitting your comments and/or pictures about your party. In addition to the coupon, party pictures and comments may be highlighted on social media and/or the blog. Each month we will select one posting to be featured in our "Party of the Month" blog and that customer will receive a \$65 gift certificate towards the purchase of a future party!



**This has been just a sampling of what you will receive
when you purchase A Clueless Murder.**



The complete package includes:

- **A Host Guide**— A complete how-to of throwing your party which includes directions on assigning characters, directing the party, what to expect, general guidelines for using the party in a video conferencing site, and preparing for your virtual party.
- **Designed Invitations**— that you can customize with the details of your party.
- **Virtual Backgrounds**— Included are a number of images you can set on your screen to help set the moos for your party!
- **A Schedule of the Night**— A step-by-step breakdown of how the night will go. (Included in the host's guide.)
- **Individualized Character Dossiers for Each Character**—these are complete with all of the background information your guests will need to start the night, as well objectives for each character to achieve at each stage of the game.
- **An Introduction**— to be read to the guests upon arrival (included in one of the character's dossier).
- **Evidence** — more clues that will be presented towards the end of the night. This evidence will help your guests solve the mystery and find the murderer.
- **Solution**— a detailed description of the what and why the murder happened including who the murderer is.
- **"Who Durnit" Cards**— to allow your guests to guess the murderer and to vote for the most animated character and best outfit.
- **Award Certificates**— to be awarded to the best costume, the most theatrical guest, the player with the most money at the end of the night and to each of the guests that solve the murder.
- **Party Printables and Extras**— directions, templates and designs to help you plan for your party.

All of our parties come in the form of a professionally designed pdfs. Immediately after completing your order, you will be able to create an account using the email you used when purchasing in order to login to our backend. Once in your account, you will have the ability to download your party (including optional emailable invitations for your guests) for sixty days after your purchase. If you forget your password, you can request a new password be sent to your email. By having our games online as instant downloads, we are able to satisfy even the most urgent need for a party.

**Please log onto: www.nightofmystery.com
to purchase your package today.**